



What type of investor are you?

Not sure what type of investor you are? No problem. These two simple questions can help:

- 1

How comfortable are you with risk?
- 2

How long do you have to retire?

If you know the answers to these, you'll be able to make more well-informed choices about where to put the money in your account.* That's important because how the money is invested can have a big impact on how you may live in retirement.

Take this short quiz to help you determine where to allocate the money.

1	How much do you know about investing?	Just learning the ropes	0 points	TOTAL POINTS
		Somewhat knowledgeable	6 points	
		An expert	12 points	
2	When planning for your retirement and want to invest money, what is your main goal?	Not losing money	0 points	TOTAL POINTS
		Keeping your money and making more money	8 points	
		Making as much money as possible	17 points	
3	How likely are you to put money in investments that earn stable, but lower returns?	Very likely	0 points	TOTAL POINTS
		Likely	5 points	
		Unlikely	9 points	
		Very Unlikely	14 points	
4	How comfortable are you with the value of your investments rising and falling over time?	Not comfortable	0 points	TOTAL POINTS
		Neutral	6 points	
		Comfortable	12 point	

**Your account -the account the plan holds for your benefit.*

5	One of your account investments is suddenly underperforming and you are showing a loss-what would you do?	Immediately move to a less risky investment	0 points	TOTAL POINTS
		Wait it out at least a year before changing your investment	7 points	
		Stick with the current investment	13 points	
6	You were given \$20,000 to invest in one of the four scenarios shown below. The chart below shows the best-case and worst-case returns of each investment over the past three years. You would invest your money in which scenario:	A	0 points	TOTAL POINTS
		B	5 points	
		C	9 points	
		D	14 points	



Percentage of the total value gain/loss.
 These figures are hypothetical and do not guarantee any future returns nor represent the performance of any particular investment. This is for illustrative purposes only.

7	You put \$5,000 in one of your investments and plan to keep it for 10 years. During the first year, the overall stock market loses value-including the money you invested. Are you more likely to:	Sell all of your investment	0 points	TOTAL POINTS
		Sell some of your investment	6 points	
		Leave your investment alone	12 points	
		Buy more of your investment	17 points	

Years to Retirement

When do you plan to begin taking money out of your account?



Where did you land?

Based on your answers to the quiz, let's determine which investor profile best describes you. Your investor profile can help you figure out what mix of investment options may be right for you by showing how money could be allocated into the plan's various types of investments across different levels of risk.



First, find your quiz score.

Then, find your years to retirement

Next, determine where these two meet on the chart below

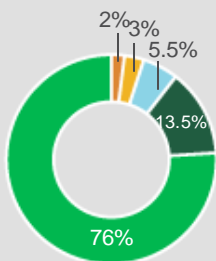
The color of the box where these intersect will match one of the five investor profiles below.

Years to Retirement	Score 0-17	Score 18-41	Score 42-61	Score 62-83	Score 84-100
≤ 5 years					
6-10 years					
11-15 years					
≤ 5 years					
	A Conservative	B Moderate Conservative	C Moderate	D Moderate Aggressive	E Aggressive

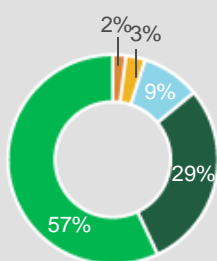
Please keep in mind that this is simply a guideline and for educational purposes only. It is not intended to tell you how to invest. We do suggest that you review your investment profile at least annually or as life changes occur to help ensure you are still meeting your goals.

Does this sound like you?

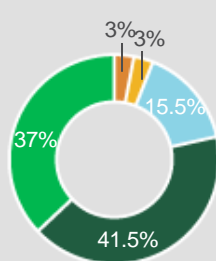
Investor Profiles



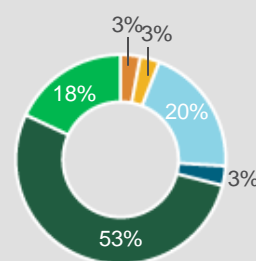
Conservative



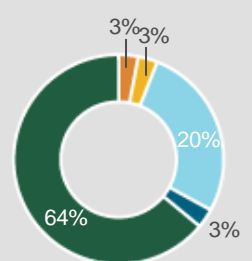
Moderate
Conservative



Moderate



Moderate Aggressive



Aggressive



US Fixed Income

US Equity

International
Equity

Alternatives

Cash

Sector Equity

Depending on the objectives of the investment options selected in each asset class, they may experience price fluctuations and have the potential to lose value. Asset allocation and diversification do not ensure a profit or protect against a loss.

CONTACT YOUR PLAN'S RECORDKEEPER TO MAKE OR MODIFY YOUR INVESTMENT SELECTION

QUESTIONS ABOUT YOUR INVESTMENT SELECTIONS?
YOU CAN REACH OUT TO OSWALD FINANCIAL 833-224-5660

Profile Descriptions

Whether you're taking this quiz to help select your mix of investments or to verify if your own education model aligns, the five pie charts represent a mix of risk levels that apply to investments that fit within each profile description. Based on the quiz results, consider if the investor profile and description match what type of investor you are.

Conservative	This allocation is designed for the more cautious investor, one with sensitivity to short-term losses and/or a shorter time horizon. It is targeted toward the investor seeking investment stability from the investable assets but still seeking to beat inflation over the long term. The main objective of this investor is to preserve capital while providing income potential. Investors may expect fluctuations in the values of this portfolio to be smaller and less frequent than in more aggressive portfolios.
Moderate Conservative	This allocation may be appropriate for the investor who seeks both modest capital appreciation and income potential from his or her portfolio. This investor will have either a moderate time horizon or a slightly higher risk tolerance than the most conservative investors. While this allocation is still designed to preserve capital, fluctuations in the values of this portfolio may occur from year to year.
Moderate	This allocation may suit the investor who seeks relatively stable growth with a lower level of income potential. An investor in the moderate risk range will have a higher tolerance for risk and/ or a longer time horizon than more conservative investors. The main objective of this investor is to achieve steady growth while limiting fluctuation to less than that of the overall stock markets.
Moderate Aggressive	This allocation is designed for investors with a relatively high tolerance for risk and a longer time horizon. These investors have little need for current income and seek above-average growth from the investable assets. The main objective of this profile is capital appreciation, and its investors should be able to tolerate moderate fluctuations in their portfolio values.
Aggressive	This allocation may be appropriate for investors who have both a high tolerance for risk and a long investment time horizon. The main objective of this profile is to provide high growth, which means the investor is not as concerned with receiving current income. This portfolio may have larger and more frequent fluctuations from year to year, making it potentially less desirable for investors who do not have both a high tolerance for risk and an extended investment horizon.

Morningstar Investment Management LLC, periodically reviews and adjusts profile asset allocation model percentages based upon their economic outlook and current market conditions.

Investing involves risk, including possible loss of principal.

Equity investment options involve greater risk, including heightened volatility, than fixed-income investment options. Fixed-income investments are subject to interest rate risk; as interest rates rise their value will decline.

Lower-rated securities are subject to additional credit and default risks.

Small and mid-cap stocks may have additional risks including greater price volatility.

International and global investing involves greater risks such as currency fluctuations, political/social instability and differing accounting standards.

©2018 Morningstar Investment Management LLC. All rights reserved. Morningstar Investment Management LLC is a registered investment adviser and subsidiary of Morningstar, Inc. The Morningstar name and logo are registered marks of Morningstar, Inc. This questionnaire is provided as education and guidance only. As a retirement plan participant, you should consult with your financial professional about your responses to this questionnaire and other relevant factors that you should consider before making an allocation decision. The questionnaire is made available through a license agreement with the Principal Financial Group®, and use by a participant in no way establishes a relationship (including advisory relationship) between the participant and Morningstar Investment Management LLC. Past performance does not guarantee future results.

This material was created for educational and informational purposes only and is not intended as ERISA, tax, legal or investment advice. If you are seeking investment advice specific to your needs, such advice services must be obtained on your own separate from this educational material.

Securities are offered through LPL Financial. Member FINRA/SIPC. Investment advisory services offered through Global Retirement Partners, LLC, a registered investment advisor. Global Retirement Partners LLC & Oswald Financial, are separate and unaffiliated with LPL Financial.